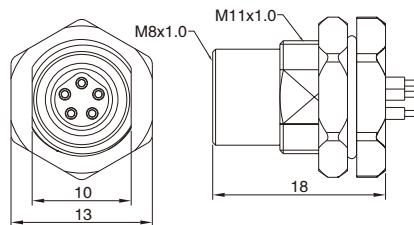


M8 Female Panel Mount, PCB Type, Front fastened

- Connector series: M8
- Gender: Female
- Coding: A,B
- Locking type: Fix screw
- Mounting type: Front fastened
- Part No.: MB08FB*FF**ST

* refers to coding type
** refers to pins number








General information



Standard:	IEC 61076-2-104
Ambient temperature:	-25 °C ~ +90 °C
Connector insert:	TPU
Connector contacts:	Brass with gold plated
Connector nut/screw:	Brass with nickel plated
Seal / O-ring:	Epoxy resin / FKM

Insulation resistance:	≥ 100MΩ
Contact resistance:	≤ 5mΩ
Shielding:	Unavailable
IP rating:	IP67 in locked condition
Panel cut-out:	Refer to page 62
PCB layout:	Refer to page 61
Mating endurance:	>500 cycles

Electrical data & Mechanical data

Contacts		Contacts termination	Rated current	Voltage		Part No.
				A/C	D/C	
03 pins	 (A-coding)	PCB version	3A	50V	60V	MB08FBAFF03ST
04 pins	 (A-coding)	PCB version	3A	50V	60V	MB08FBAFF04ST
05 pins	 (B-coding)	PCB version	3A	30V	30V	MB08FBBFF05ST
06 pins	 (A-coding)	PCB version	1.5A	30V	30V	MB08FBAFF06ST
08 pins	 (A-coding)	PCB version	1.5A	30V	30V	MB08FBAFF08ST

Remarks

- Please refer to Page 22 for products' part number encoding rule.